FAN-COIL

Floor radiators of new generation

FLOOR RADIATORS FCV

Floor radiators of new generation

FLOOR RADIATORS FCV

FAN-COIL
Floor radiators of new generation

Designed for embedding into the floor in combination with French windows, passages to winter gardens and in public buildings (shops, office buildings, etc.)

Very low water volume and new ventilator conception with 12V DC engines ensures low energy consumption and maximum performance with minimal noise.

Convector responds to the temperature requirements of the heated space

Aluminum design of the convector guarantees its unlimited lifetime

Thanks to the unique design, the production of the convector is fully variable.

- 4 standard widths
- 3 standard depths
- 38 standard lengths

Possibility to order atypical dimensions without increasing the price upon request

Heat output measured in an accredited laboratory

Maximum operating pressure
Maximum operating temperature

Extended warranty of 10 years for the whole radiator
(without electronic accesories)



Construction of the FC floor convector

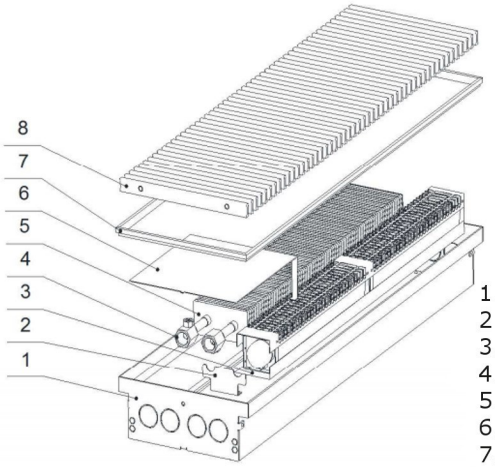

1. Convector
2 .Exchanger base
3. Screw connections
4. Heat exchanger
5. Cover plate
6. Decorative molding
7. Grille

FAN-COIL
Floor radiators of new generation

Temperature performance

Thermal power measured at a temperature gradient of 75/65/20 EN 442, values in watts. The values given are for 2nd fan speed. Floor convector FC - forced convection

Width (mm)	200			260			300			340		
Height (mm)	90	120	140	90	120	140	90	120	140	90	120	140
Length(mm) 800	540	648	778	636	763	915	827	993	1191	968	1162	1394
900	636	764	917	749	899	1078	974	1169	1403	1141	1369	1643
1000	733	879	1055	862	1035	1241	1122	1346	1615	1313	1576	1891
1100	829	995	1194	975	1170	1405	1270	1524	1829	1486	1784	2140
1200	974	1168	1402	1145	1374	1649	1417	1701	2041	1746	2095	2514
1250	1002	1203	1443	1179	1415	1698	1460	1751	2102	1797	2157	2588
1300	1022	1226	1471	1202	1442	1731	1565	1877	2253	1832	2199	2639
1400	1071	1285	1542	1260	1512	1814	1639	1966	2360	1919	2303	2763
1500	1215	1458	1750	1430	1716	2059	1860	2232	2679	2177	2613	3135
1600	1251	1501	1802	1472	1766	2120	1916	2299	2759	2242	2691	3229
1700	1408	1689	2027	1656	1987	2385	2156	2587	3104	2524	3028	3634
1750	1449	1739	2087	1705	2046	2455	2220	2664	3196	2599	3118	3742
1900	1504	1805	2166	1770	2123	2548	2303	2764	3316	2697	3236	3883
2000	1697	2036	2443	1996	2395	2874	2598	3117	3741	3043	3651	4381
2100	1794	2153	2583	2110	2533	3039	2746	3295	3954	3215	3858	4629
2200	1890	2268	2722	2224	2669	3202	2893	3472	4166	3388	4065	4878
2250	1909	2291	2749	2246	2695	3234	2922	3507	4208	3421	4105	4926
2300	1928	2313	2776	2268	2722	3266	2951	3541	4249	3456	4147	4976
2400	1987	2384	2861	2337	2804	3365	3041	3649	4378	3561	4273	5127
2500	2179	2615	3138	2564	3076	3692	3336	4003	4804	3907	4688	5626
2600	2275	2731	3277	2677	3212	3855	3483	4180	5016	4079	4895	5873
2700	2372	2846	3415	2790	3348	4018	3632	4358	5230	4252	5102	6123
2750	2395	2874	3449	2818	3382	4058	3668	4401	5282	4294	5153	6183
2800	2419	2903	3484	2846	3415	4098	3704	4445	5334	4336	5204	6244
2900	2469	2963	3555	2905	3486	4183	3779	4535	5442	4425	5310	6372
3000	2662	3194	3833	3131	3757	4509	4075	4890	5868	4771	5725	6870
3100	2688	3225	3870	3162	3794	4553	4115	4938	5925	4818	5782	6938
3300	2854	3425	4110	3358	4029	4835	4369	5243	6292	5116	6139	7367
3500	3047	3656	4387	3584	4301	5162	4665	5598	6717	5462	6555	7865
3600	3240	3888	4666	3812	4574	5489	4960	5953	7143	5808	6970	8364
3800	3008	3610	4332	3539	4247	5096	4606	5527	6633	5393	6472	7766
4000	3394	4073	4888	3993	4792	5750	5196	6236	7483	6084	7301	8761
4500	3780	4535	5443	4447	5336	6403	5787	6944	8333	5848	7018	8422
5000	4358	5230	6276	5127	6153	7383	6672	8007	9608	7813	9375	11250
5500	4744	5693	6832	5582	6698	8037	7263	8715	10458	8505	10206	12247
6000	5323	6388	7665	6262	7515	9018	8148	9778	11734	9541	11449	13739
6500	5708	6850	8220	6716	8059	9670	8740	10487	12585	10233	12280	14736
7000	6094	7313	8776	7170	8604	10325	9330	11196	13435	10924	13109	15731

FAN-COIL
Floor radiators of new generation

Basic types and dimensions

FCV-200-090

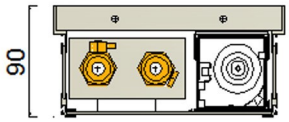

FCV-200-120

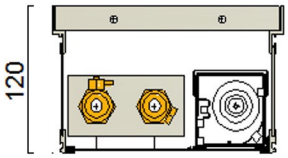

FCV-200-140

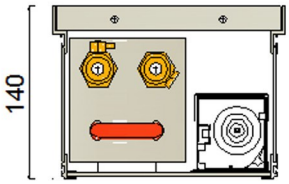

FCV-260-090

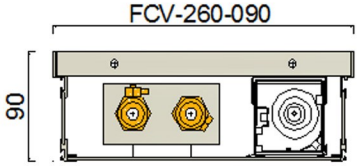

FCV-260-120

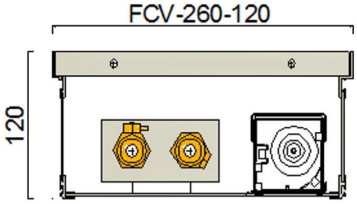

FCV-260-140

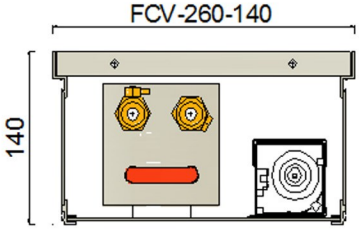

FCV-300-090

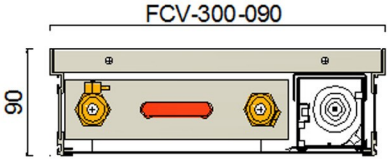

FCV-300-120

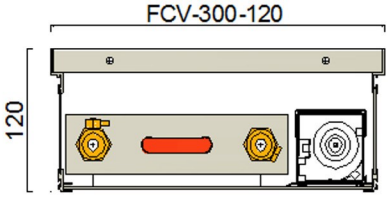

FCV-300-140

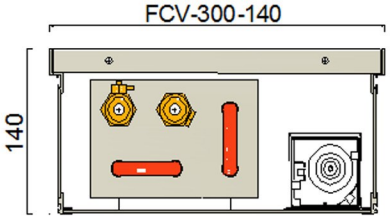

FCV-340-090

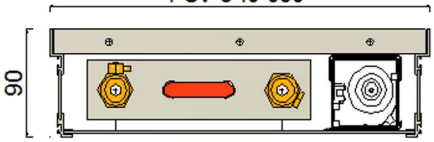

FCV-340-120

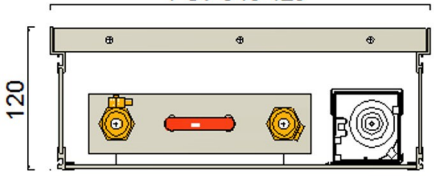

FCV-340-140

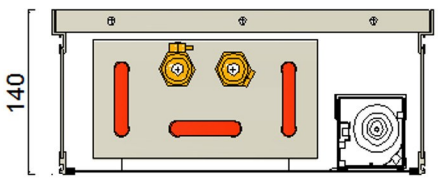

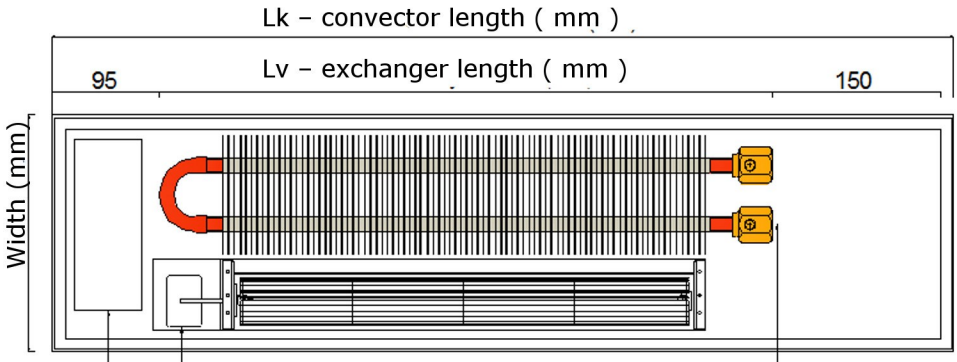

Switching power supply 230v / 12V for 3-stage ventilator speed control, placed in convector vat

Coefficient K1 for conversion of heat output

Supply water temperature (°C)	Air temperature (° C)	25	30	35	40	45	50	55	60	65	70	75	80	85	Return water temperature (° C)
90	15	0,831	0,891	0,951	1,000	1,060	1,111	1,171	1,222	1,282	1,342	1,402	1,462	1,522	
	20	0,722	0,782	0,842	0,891	0,951	1,000	1,060	1,111	1,171	1,222	1,282	1,342	1,402	
	24	0,637	0,697	0,757	0,804	0,864	0,912	0,972	1,022	1,082	1,133	1,191	1,251	1,311	
85	15	0,782	0,831	0,891	0,951	1,000	1,060	1,111	1,171	1,222	1,282	1,342	1,402		
	20	0,675	0,722	0,782	0,842	0,891	0,951	1,000	1,060	1,111	1,171	1,222	1,282		
	24	0,591	0,637	0,697	0,757	0,804	0,864	0,912	0,972	1,022	1,082	1,133	1,191		
80	15	0,735	0,782	0,831	0,891	0,951	1,000	1,060	1,111	1,171	1,222	1,282			
	20	0,630	0,675	0,722	0,782	0,842	0,891	0,951	1,000	1,060	1,111	1,171			
	24	0,547	0,591	0,637	0,697	0,757	0,804	0,864	0,912	0,972	1,022	1,082			
75	15	0,675	0,735	0,782	0,831	0,891	0,951	1,000	1,060	1,111	1,171				
	20	0,570	0,630	0,675	0,722	0,782	0,842	0,891	0,951	1,000	1,060				
	24	0,487	0,547	0,591	0,637	0,697	0,757	0,804	0,864	0,912	0,972				
70	15	0,630	0,675	0,735	0,782	0,831	0,891	0,951	1,000	1,060					
	20	0,527	0,570	0,630	0,675	0,722	0,782	0,842	0,891	0,951					
	24	0,445	0,487	0,547	0,591	0,637	0,697	0,757	0,804	0,864					
65	15	0,570	0,630	0,675	0,735	0,782	0,831	0,891	0,951						
	20	0,467	0,527	0,570	0,630	0,675	0,722	0,782	0,842						
	24	0,385	0,445	0,487	0,547	0,591	0,637	0,697	0,757						
60	15	0,517	0,570	0,630	0,675	0,735	0,782	0,831							
	20	0,415	0,467	0,527	0,570	0,630	0,675	0,722							
	24	0,335	0,385	0,445	0,487	0,547	0,591	0,637							
55	15	0,467	0,517	0,570	0,630	0,675	0,735								
	20	0,365	0,415	0,467	0,527	0,570	0,630								
	24	0,285	0,335	0,385	0,445	0,487	0,547								
50	15	0,417	0,467	0,517	0,570	0,630									
	20	0,315	0,365	0,415	0,467	0,527									
	24	0,235	0,285	0,335	0,385	0,445									
45	15	0,367	0,417	0,467	0,517										
	20	0,265	0,315	0,365	0,415										
	24	0,185	0,235	0,285	0,335										



Accessories and regulation

FCT04M	230 / 12V switching power supply for three-stage ventilator speed control
RAA21	Room thermostat 8-30 C, heating/cooling, on/off switch
RAB21	Room thermostat for 2tr. FC, heating or cooling, 3 ventilator speeds
RAB31	Room thermostat for 4tr. FC, heating or cooling, 3 ventilator speeds
RAA91	Speed control switch
IRA211	Infrared remote control for thermostats
RDF600T	Room thermostat with display for 2-pipe and 4-pipe fan-coil, weekly program
STA23/00	Thermal actuator for radiator valves, AC 230V, 2-position control, without cable
STA73/00	Thermal actuator for radiator valves, AC/DC 24V, 2-position control, without cable
ASY23L10	Connection cable 2 m for thermal actuators, 2-point control signal, AC 230V, AC / DC 24V, white
ASY23L20	Connecting cable 3 m for thermal actuators, 2-point control signal, AC 230V, AC / DC 24V, white
ASY23L50	Connection cable 5 m for thermal actuators, 2-point control signal, AC 230V, AC / DC 24V, white
RTN81	Thermostatic head with separate control
VDN215	Thermostatic valve - direct shortened
VEN215	Thermostatic valve - corner shortened
VUN215	Thermostatic valve - axial
ADN15	Straight fittings 1/2" DN15
AEN15	Corner fittings 1/2" DN15

Acoustic pressure level

Acoustic pressure level measured at a distance of 1m from the convector edge at an angle of 45°

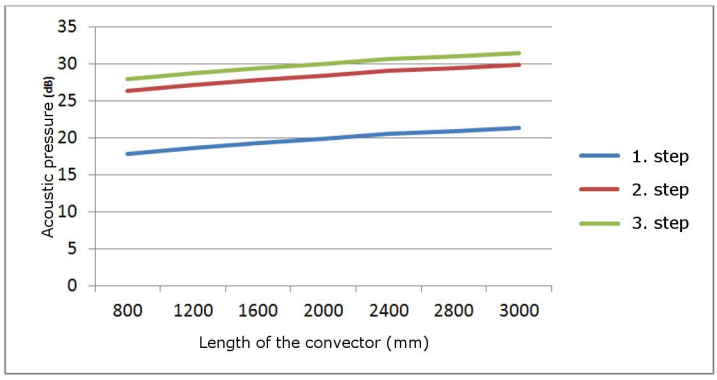

Wiring diagram 230 V

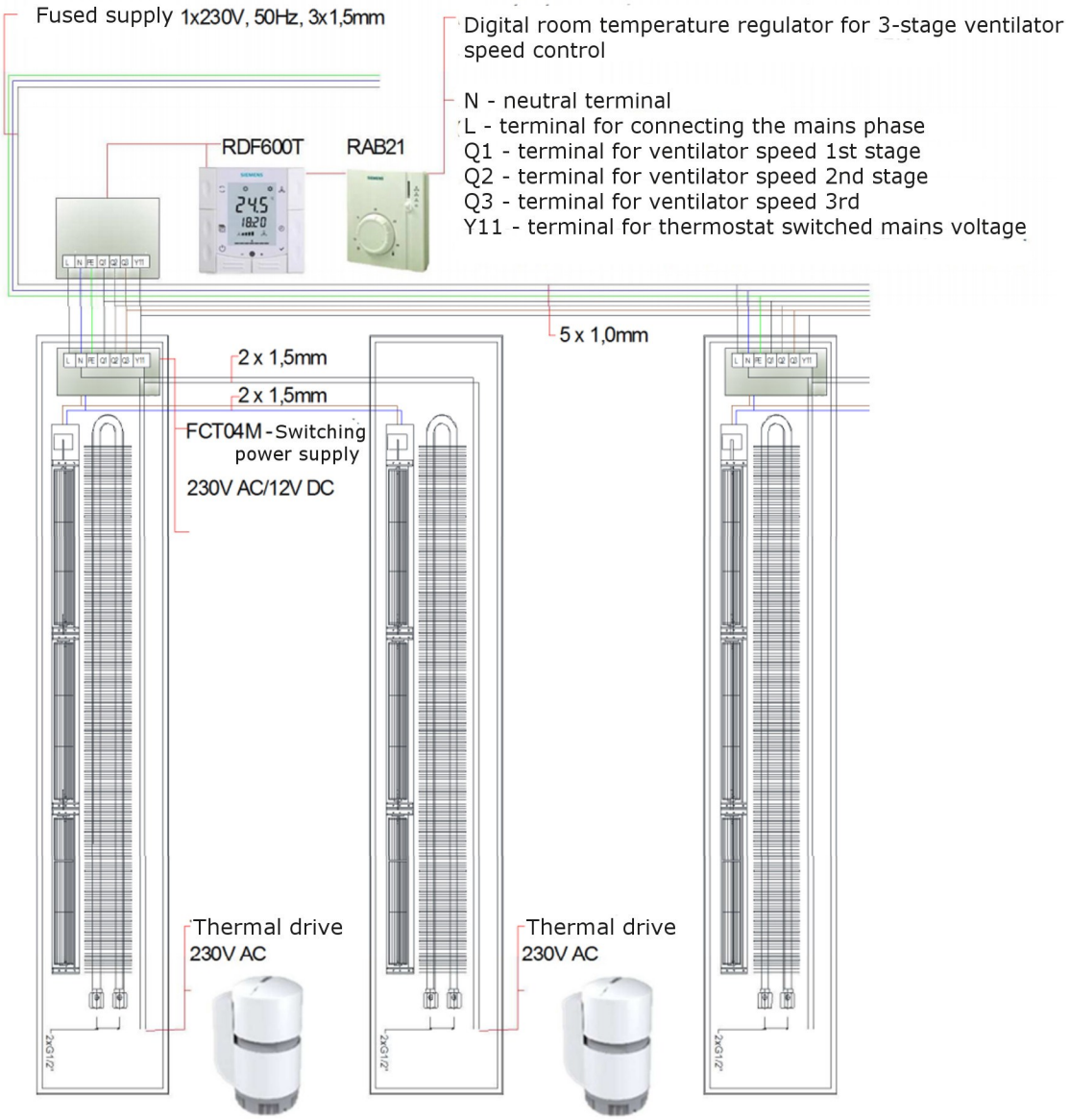



Wiring diagram 24V

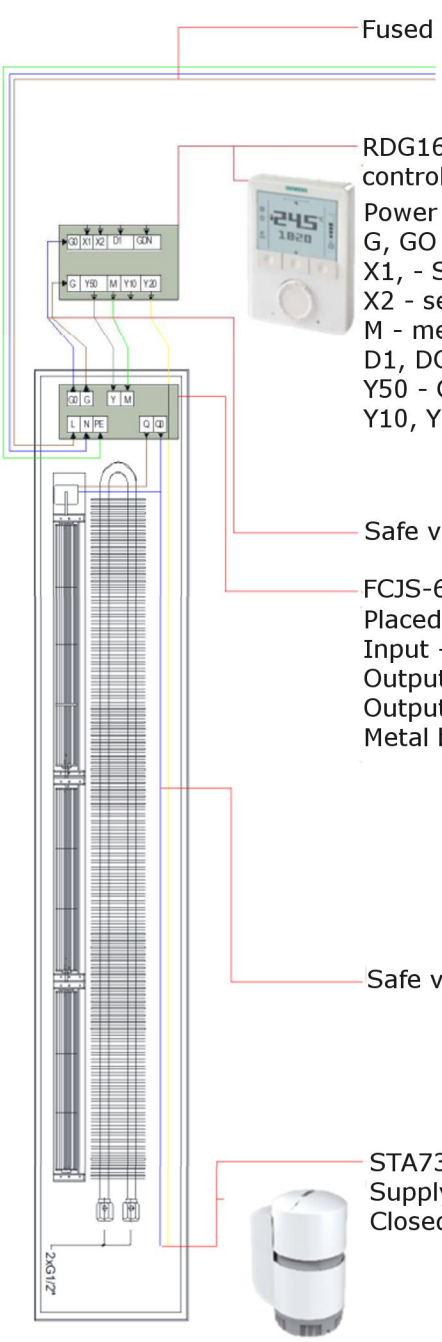

Fused supply 1x230V, 50Hz, 3x1,5mm

RDG160T - Digital wall-mounted room temperature controller for continuous fan speed kontrol 5-12V DC
Power supply 24 V
G, GO - Power voltage
X1, - Separate room temperature sensor
X2 - sensor or switch for heating / cooling changeover
M - measuring zero for sensor and switch
D1, DGN - multifunction input for potential-free switch
Y50 - Control output for ventilator speed 5-12V DC
Y10, Y20 - Control output for DC 0-10V drive

Safe voltage 24V - 5x1,5mm

FCJS-64-120-240 - Switching power supply 230V / 24AC
Placed in the convector tub
Input - 230V AC +/- 10%
Output - 24V AC/16VA (Through transformer to PCB)
Output - 5-12V/3,6A DC controllable by a 0-10V from the secondary
Metal box with grommets

Safe voltage 24V - 2x1,5mm

STA73/00 - Electrothermal drive
Supply voltage 24V AC/DC
Closed without voltage

Connection to the heating system

Standard connection from the front of the convector

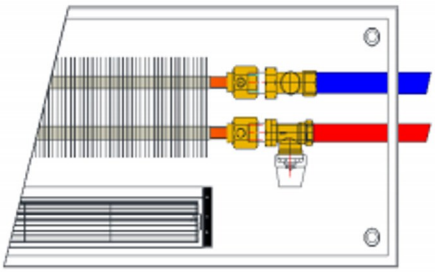

Connection from the side of the convector - on request

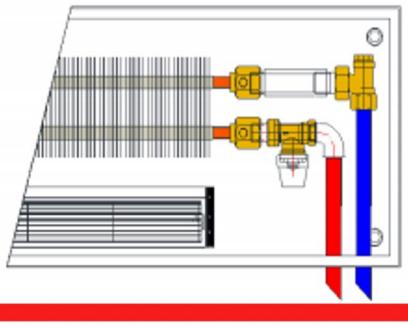

Atypical design

Convectors of length over 3 are designed from two identical parts with lowering of the front in the middle.

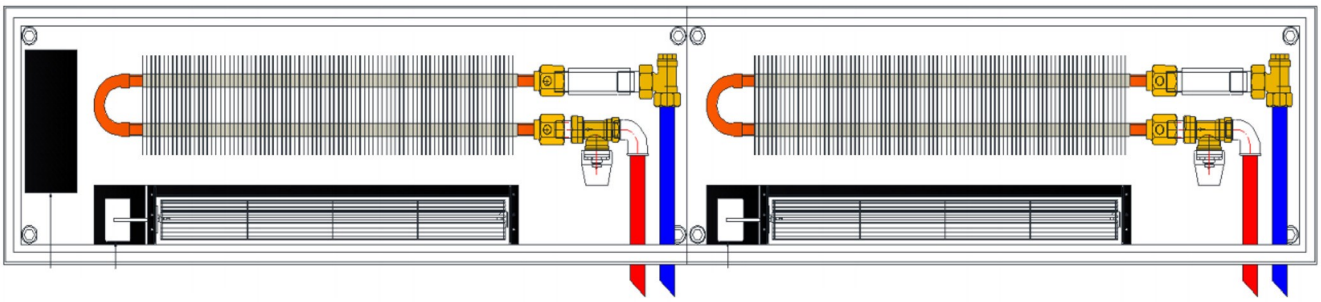

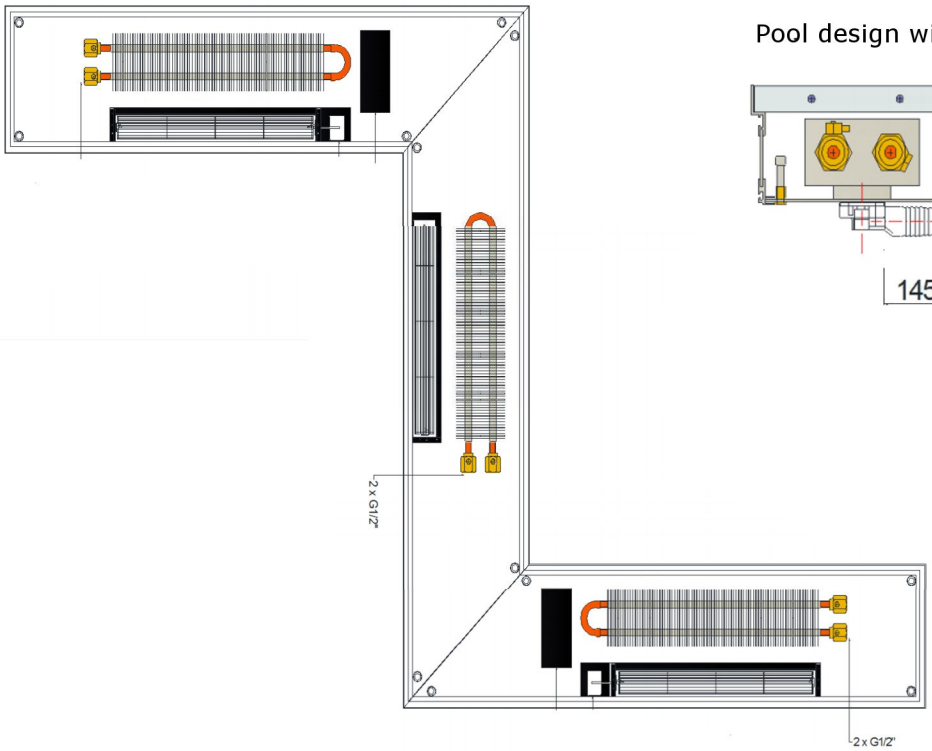

Pool design with vat drain

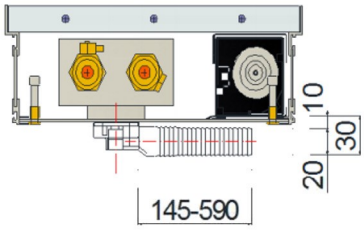

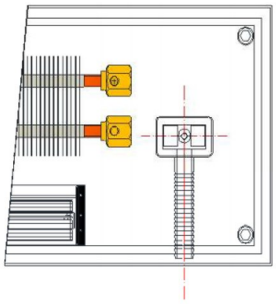

Types of supplied ventilators

Fan-coil fan dia. 40mm

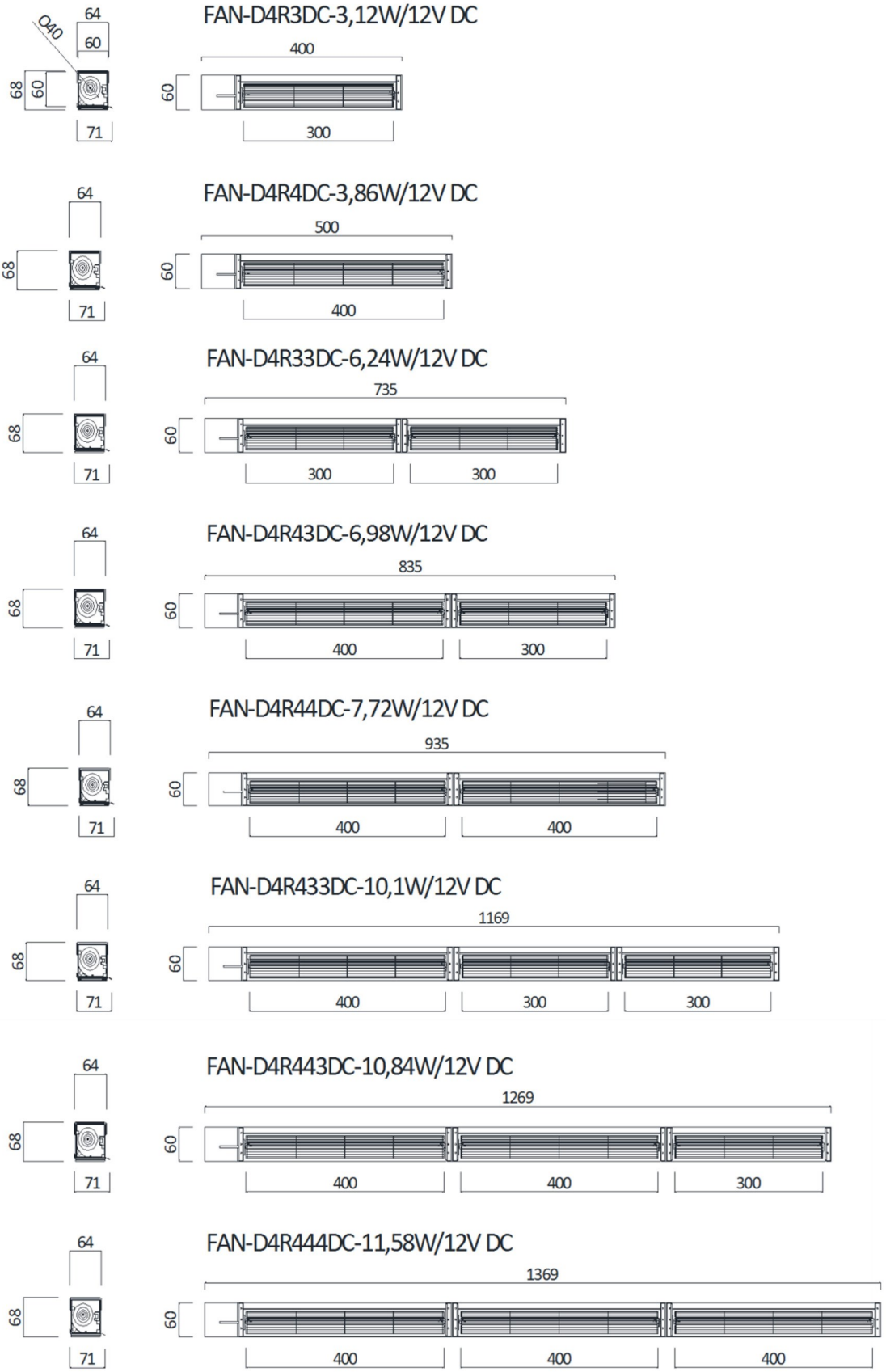

FLOOR RADIATORS FCV

FAN-COIL
Floor radiators of new generation

Weight and water volume

Typ	200			260			300			340		
	90	120	140	90	120	140	90	120	140	90	120	140
kg/1bm	7,18	7,61	9,75	7,81	8,26	10,4	10,1	10,6	12,7	10,5	11	15
l/1bm	0,14	0,14	0,28	0,14	0,14	0,28	0,28	0,28	0,42	0,28	0,28	0,56

Order numbers

Typ		Width		Depth		Length		Design
FCV Floor radiators	-	200=200mm	-	090=90mm	-	0800=800mm	-	01= unpainted
		260=260mm		120=120mm		...		03= lacquered
		300=300mm		140=140mm		...		
		340=340mm				7000=7000mm		